


CY4


connectwell
 THE RIGHT CONNECTION

4 sq.mm Feed Through Terminal Blocks

CY series Screw Clamp Terminal Blocks are the next generation compact Terminals. These series of Terminal Blocks have an improved 1000V rating as per IEC guidelines.

Cross connection of these Terminal Blocks can be done using insulated Push-in Jumpers available in 2,3, 4 & 10 pole configurations.

TECHNICAL DATA

Rated Voltage	1000 V
Rated Current	32 A
Tightening Torque	0.5 Nm
Housing Material	Polymide
Standard Colour	Grey
Product Function	Feed Through
Wire Entry Orientation	Side Entry
Mounting Possibility	DIN 35/DIN 35-15 Rail
Screw Size	M3
Operated by	Screwdriver
Rated Surge Voltage	8 KV
Pollution Degree	3

CONNECTION DATA

Conductor Cross Section Stranded min.	0.2 mm ²
Conductor Cross Section Stranded max.	4 mm ²
Conductor Cross Section AWG/Kcmil min	24 AWG
Conductor Cross Section AWG/Kcmil max	10 AWG
Conductor Cross Section Stranded with Ferrule/Lug min	0.2 mm ²
Conductor Cross Section Stranded with Ferrule/Lug max	4 mm ²
2 Conductors with same Cross Section Stranded min	0.2 mm ²
2 Conductor with same Cross Section Stranded max	2.5 mm ²
Conductor Cross Section Solid min	0.2 mm ²
Conductor Cross Section Solid max	6 mm ²
2 Conductors with same Cross Section Stranded with TWIN Ferrule/Lug min	0.2 mm ²
2 Conductor with same Cross Section Stranded with TWIN Ferrule/Lug max	2.5 mm ²
Stripping Length	9 mm
Internal Cylindrical Gauge	A4

DIMENSIONS

Height with DIN 35 x 15 mm rail	56.5 mm
Height with DIN 35 x 7.5 mm rail	49 mm
Length	50 mm
Width (Thickness)	6 mm


ORDERING INFORMATION

CAT. NO.	DESCRIPTION	STD. PACK
CY4	4 sq.mm Feed Through Terminal block in Grey colour	100
CY4BU	4 sq.mm Feed Through Terminal block in Blue colour	100
CY4R	4 sq.mm Feed Through Terminal block in Red colour	100
CY4Y	4 sq.mm Feed Through Terminal block in Yellow colour	100
CY4BK	4 sq.mm Feed Through Terminal block in Black colour	100
CY4GN	4 sq.mm Feed Through Terminal block in Green colour	100

ACCESSORIES



IMAGES	CAT. NO.	DESCRIPTION	STD. PACK
	CA701-1M	Din 35 Rail unslotted 1 meter	50
	CA701-2M	Din 35 Rail unslotted 2 meter	50
	CA701-2M-S	Din 35 Rail slotted 2 meter	50
	CA701-1M-S	Din 35 Rail slotted 1 meter	50
	CA701-15-1M	Din 35 Rail 15 deep unslotted 1 meter	50
	CA701-15-1M-S	Din 35 Rail 15 deep slotted 1 meter	50
	CA701-15-2M	Din 35 Rail 15 deep unslotted 2 meter	50
	CA701-15-2M-S	Din 35 Rail 15 deep slotted 2 meter	50
	CA702	End Clamp in Polyamide 66 suitable for Din 32 / Din 35 / Din 35-15 Rails	50
	CA802	End Clamp in Polyamide suitable for Din 35 / Din 35-15 Rails	50
	CA509/K6	Blank Marking Tag	100
	SCS0.6/3.5	Electricians Screwdriver for slotted screws	10
	JX4/2	Shorting Link for 6 mm wide TB	100
	JX4/3	Shorting Link for 6 mm wide TB	50
	JX4/4	Shorting Link for 6 mm wide TB	50
	JX4/5	Shorting Link for 6 mm wide TB	50
	JX4/8	Shorting Link for 6 mm wide TB	10
	JX4/10	Shorting Link for 6 mm wide TB	10
	JX4/16	Shorting Link for 6 mm wide TB	10

CY4



connectwell
THE RIGHT CONNECTION

ACCESSORIES

IMAGES	CAT. NO.	DESCRIPTION	STD. PACK
	EPCY2.5/10	End Plate in Grey Colour	50
	PPCY2.5/10	Partition Plate in Grey colour	50

APPROVALS



NOTES

Polyamide6,6 flammability V0 grade as per UL 94