


CBS4U



connectwell
THE RIGHT CONNECTION

M4 sized Stud Type Terminal Blocks, suitable for operation with screwdriver.

This Terminal Block is preferred for applications where the connections are subjected to severe vibrations.

The wire is crimped to a ring / fork type lug (ferrule) and is screwed on to the flat current bar on the Terminal Block. cross connection can be achieved with the aid of internal shorting links.

It is recommended to use Protective Covers in transparent plastic to fully shroud these assemblies. Wiring can be done with the help of screw driver as well as nut driver.

TECHNICAL DATA

Rated Voltage	1100 V
Rated Current	57 A
Tightening Torque	1.2 Nm
Housing Material	Polymide
Product Function	Feed Through
Wire Entry Orientation	Side Entry
Mounting Possibility	DIN 32/DIN 35/DIN 35-15 Rail
Screw Size	M4
Operated by	Screw Driver
Rated Surge Voltage	8 KV
Pollution Degree	3

CONNECTION DATA

Conductor Cross Section Stranded min.	1.5 mm ²
Conductor Cross Section Stranded max.	10 mm ²
Conductor Cross Section AWG/Kcmil min	16 AWG
Conductor Cross Section AWG/Kcmil max	6 AWG
Conductor Cross Section Stranded with Ferrule/Lug min	1.5 mm ²
Conductor Cross Section Stranded with Ferrule/Lug max	10 mm ²
2 Conductors with same Cross Section Stranded min	1.5 mm ²
2 Conductor with same Cross Section Stranded max	6 mm ²
Conductor Cross Section Solid min	1.5 mm ²
Stripping Length	mm

DIMENSIONS

Height with DIN 15 x 5 mm rail	mm
Height with DIN 32 rail	43 mm
Height with DIN 35 x 15 mm rail	45.4 mm
Height with DIN 35 x 7.5 mm rail	37.9 mm
Length	49 mm
Width (Thickness)	13 mm


ORDERING INFORMATION

CAT. NO.	DESCRIPTION	STD. PACK
CBS4U	10 sq.mm Stud Type Terminal Block in Grey colour	100
CBS4UR	10 sq.mm Stud Type Terminal Block in Red colour	100
CBS4UY	10 sq.mm Stud Type Terminal Block in Yellow colour	100
CBS4UBU	10 sq.mm Stud Type Terminal Block in Blue colour	100
CBS4UBK	10 sq.mm Stud Type Terminal Block in Black colour	100
CBS4UGN	10 sq.mm Stud Type Terminal Block in Green colour	100











ACCESSORIES

IMAGES	CAT. NO.	DESCRIPTION	STD. PACK
	CA501-1M	Din 32 Rail unslotted 1 meter	50
	CA501-1M-S	Din 32 Rail slotted 1 meter	50
	CA501-2M	Din 32 Rail unslotted 2 meter	50
	CA501-2M-S	Din 32 Rail slotted 2 meter	50
	CA701-1M	Din 35 Rail unslotted 1 meter	50
	CA701-2M	Din 35 Rail unslotted 2 meter	50
	CA701-2M-S	Din 35 Rail slotted 2 meter	50
	CA701-1M-S	Din 35 Rail slotted 1 meter	50
	CA701-15-1M	Din 35 Rail 15 deep unslotted 1 meter	50
	CA701-15-1M-S	Din 35 Rail 15 deep slotted 1 meter	50
	CA701-15-2M	Din 35 Rail 15 deep unslotted 2 meter	50
	CA701-15-2M-S	Din 35 Rail 15 deep slotted 2 meter	50
	CA702	End Clamp in Polyamide 66 suitable for Din 32 / Din 35 / Din 35-15 Rails	50
	CA802	End Clamp in Polyamide suitable for Din 35 / Din 35-15 Rails	50
	EPCBS3U	End Plate in Grey Colour	50

CBS4U


connectwell
 THE RIGHT CONNECTION


ACCESSORIES

IMAGES	CAT. NO.	DESCRIPTION	STD. PACK
	CA514/2-2	Insulated Removable Shorting Link available in 2 Pole	100
	CA514/2-3	Insulated Removable Shorting Link available in 3 Pole	50
	CA514/2-4	Insulated Removable Shorting Link available in 4 Pole	50
	CA514/4-2	Ring Type Shorting link 2 Pole	100
	CA514/4-3	Ring Type Shorting link 2 Pole	50
	CA514/4-4	Ring Type Shorting link 2 Pole	50
	CA512/2-2	Removable Shorting Link available in 2 Pole	100
	CA512/2-3	Removable Shorting Link available in 3 Pole	50
	CA512/2-4	Removable Shorting Link available in 4 Pole	50
	CA512/4-2	Insulated Ring Type Shorting link 2 Pole	100
	CA512/4-3	Insulated Ring Type Shorting link 2 Pole	50
	CA512/4-4	Insulated Ring Type Shorting link 2 Pole	50
	CA772/2	Pre Assembled Shorting Link Assemblies with 2 poles	100
	CA772/3	Pre Assembled Shorting Link Assemblies with 3 poles	100
	CA772/4	Pre Assembled Shorting Link Assemblies with 4 poles	100
	CA772/10	Pre Assembled Shorting Link Assemblies with 10 poles	10
	CA509/K9	Blank Marking Tag	100
	CSTSPC1-2	Protective cover is available in 100 mm Length	10
	CSTSPC1-3	Protective cover is available in 200 mm Length	10
	CSTSPC1-4	Protective cover is available in 300 mm Length	10
	CSTSPC2	This protective cover is used for covering 2 Terminals	10
	CSTSPC2-1	This protective cover is used for covering 3 Terminals	10
	SCS1/5.5	Electricians Screwdriver for slotted screws	10
	SCPH2	Phillips Screwdriver for Phillips Recess screws	10

APPROVALS



CBS4U



connectwell
THE RIGHT CONNECTION

RATINGS AS PER STANDARDS

STANDARDS	IEC/EN60947-7-1	UL 1059	CSA C.22.2 No:158
Approvals	CE	UL	CSA
Conductor Cross Section Stranded min.	1.5 mm ²	16 AWG	16 AWG
Conductor Cross Section Stranded max.	10 mm ²	6 AWG	6 AWG
Rated Voltage	1100 V	600 V	600 V
Rated Current	57 A	65 A	65 A
Tightening Torque	1.2 Nm	10 lb-in	10 lb-in