


CX2.5/4


connectwell
 THE RIGHT CONNECTION

2.5 sq.mm Spring Clamp Feed Through compact Terminal Blocks

The Spring Clamp is operated by using a screw driver to provide an access to the wire through an opening in the spring clamp. The inserted wire gets clamped on to the current bar when the screw driver is removed.

TECHNICAL DATA

Rated Voltage	1000 V
Rated Current	24 A
Housing Material	Polymide
Product Function	Feed Through
Wire Entry Orientation	Top
Mounting Possibility	DIN 35/DIN 35-15 Rail
Operated by	Screw Driver
Rated Surge Voltage	8 KV
Pollution Degree	3

CONNECTION DATA

Conductor Cross Section Stranded min.	0.2 mm ²
Conductor Cross Section Stranded max.	2.5 mm ²
Conductor Cross Section AWG/Kcmil min	24 AWG
Conductor Cross Section AWG/Kcmil max	12 AWG
Stripping Length	10 mm

DIMENSIONS

Height with DIN 35 x 15 mm rail	45.2 mm
Height with DIN 35 x 7.5 mm rail	37.6 mm
Length	74.7 mm
Width (Thickness)	5 mm

ORDERING INFORMATION

CAT. NO.	DESCRIPTION	STD. PACK
CX2.5/4	2.5 sq.mm Feed Through Spring Clamp Terminal Block in Grey colour	50
CX2.5/4BU	2.5 sq.mm Feed Through Spring Clamp Terminal Block in Blue colour	50
CX2.5/4BK	2.5 sq.mm Feed Through Spring Clamp Terminal Block in Black colour	50
CX2.5/4O	2.5 sq.mm Feed Through Spring Clamp Terminal Block in Orange colour	50
CX2.5/4R	2.5 sq.mm Feed Through Spring Clamp Terminal Block in Red colour	50
CX2.5/4Y	2.5 sq.mm Feed Through Spring Clamp Terminal Block in Yellow colour	50


ACCESSORIES

IMAGES	CAT. NO.	DESCRIPTION	STD. PACK
	CA701-1M	Din 35 Rail unslotted 1 meter	50


ACCESSORIES

IMAGES	CAT. NO.	DESCRIPTION	STD. PACK
	CA701-2M	Din 35 Rail unslotted 2 meter	50
	CA701-2M-S	Din 35 Rail slotted 2 meter	50
	CA701-1M-S	Din 35 Rail slotted 1 meter	50
	CA701-15-1M	Din 35 Rail 15 deep unslotted 1 meter	50
	CA701-15-1M-S	Din 35 Rail 15 deep slotted 1 meter	50
	CA701-15-2M	Din 35 Rail 15 deep unslotted 2 meter	50
	CA701-15-2M-S	Din 35 Rail 15 deep slotted 2 meter	50
	CA103	EndClamp in Polyamide suitable for Din 35/Din 35-15 rails	50
	CA702	End Clamp in Polyamide 66 suitable for Din 32 / Din 35 / Din 35-15 Rails	50
	CA802	End Clamp in Polyamide suitable for Din 35 / Din 35-15 Rails	50
	EPCX2.5/4	END PLATE FOR CX2.5/4&CXK2.5/4&CXG2.5/4	50
	EPCX2.5/4O	END PLATE FOR CX2.5/4 ORANGE	50
	PPCX4/4	Partition Plate in Grey colour	50
	JX2.5/2	Shorting Link for 2.5 sq mm series	100
	JX2.5/3	Shorting Link for 2.5 sq mm series	50
	JX2.5/4	Shorting Link for 2.5 sq mm series	50
	JX2.5/5	Shorting Link for 2.5 sq mm series	50
	JX2.5/6	Shorting Link for 2.5 sq mm series	50
	JX2.5/7	Shorting Link for 2.5 sq mm series	10
	JX2.5/8	Shorting Link for 2.5 sq mm series	10
	JX2.5/10	Shorting Link for 2.5 sq mm series	10
	CA509/K5	Blank Marking Tag	100
	WLX2.5	Warning label suitable for 5mm wide terminal block	50
	SCS0.5/3	Electricians Screwdriver for slotted screws	10

CX2.5/4


connectwell
 THE RIGHT CONNECTION

ACCESSORIES

IMAGES	CAT. NO.	DESCRIPTION	STD. PACK
	JXS10/2.5	Step Down Shorting Link for CX series	10
C:\inetpub\wwwroot\Connectwell.Website\	JXS6/2.5	Step Down Shorting Link for CX series	10

APPROVALS



RATINGS AS PER STANDARDS

STANDARDS	UL 1059	CSA C.22.2 No:158	IEC/EN60947-7-1
Approvals	UL	CSA	CE
Conductor Cross Section Stranded min.	24 AWG	24 AWG	0.2 mm ²
Conductor Cross Section Stranded max.	12 AWG	12 AWG	2.5 mm ²
Rated Voltage	600 V	600 V	1000 V
Rated Current	20 A	20 A	24 A