


CSTSB4/N4



connectwell
THE RIGHT CONNECTION

M4 sized Stud Type Terminal Blocks, suitable for operation with screwdriver and nut driver.

These Terminal Blocks are preferred for applications where the connections are subjected to severe vibrations.

The wire is crimped to ring /fork type Lug (Ferrule) and is screwed on to flat current bar on the Terminal Block .The range includes Terminal Blocks for wire sizes from 1.5 to 10 sq mm.

Cross connection can be achieved with the aid of external shorting links.

It is recommended to use Protective Covers in transparent plastic to fully shroud these assemblies.

TECHNICAL DATA

Rated Voltage	1000 V
Rated Current	57 A
Tightening Torque	1.2 Nm
Housing Material	Melamine
Product Function	Feed Through
Wire Entry Orientation	Side Entry
Mounting Possibility	DIN 32 Rail
Stud Size	M4
Operated by	Screwdriver / Nut Driver
Rated Surge Voltage	8 KV
Pollution Degree	3

CONNECTION DATA

Conductor Cross Section Stranded min.	1.5 mm ²
Conductor Cross Section Stranded max.	10 mm ²
Conductor Cross Section AWG/Kcmil min	22 AWG
Conductor Cross Section AWG/Kcmil max	6 AWG
Conductor Cross Section Stranded with Ferrule/Lug min	1.5 mm ²
Conductor Cross Section Stranded with Ferrule/Lug max	10 mm ²
2 Conductors with same Cross Section Stranded min	1.5 mm ²
2 Conductor with same Cross Section Stranded max	6 mm ²
Conductor Cross Section Solid min	1.5 mm ²
Stripping Length	12 mm

DIMENSIONS

Height with DIN 32 rail	45 mm
Length	45 mm
Width (Thickness)	13 mm

ORDERING INFORMATION

CAT. NO.	DESCRIPTION	STD. PACK
CSTSB4/N4	10 sq.mm Stud Type Terminal Block in Khaki/Beige colour	100
CSTSB4/N4R	10 sq.mm Stud Type Terminal Block in Red colour	100


ORDERING INFORMATION

CAT. NO.	DESCRIPTION	STD. PACK
CSTSB4/N4Y	10 sq.mm Stud Type Terminal Block in Yellow colour	100
CSTSB4/N4BU	10 sq.mm Stud Type Terminal Block in Blue colour	100
CSTSB4/N4BK	10 sq.mm Stud Type Terminal Block in Black colour	100





ACCESSORIES

IMAGES	CAT. NO.	DESCRIPTION	STD. PACK
	CA501-1M	Din 32 Rail unslotted 1 meter	50
	CA501-1M-S	Din 32 Rail slotted 1 meter	50
	CA501-2M	Din 32 Rail unslotted 2 meter	50
	CA501-2M-S	Din 32 Rail slotted 2 meter	50
	CA502	End Clamp in Steel suitable for Din 32 Rail	50
	CA702	End Clamp in Polyamide 66 suitable for Din 32 / Din 35 / Din 35-15 Rails	50
	EPCSTSB4/N4	End Plate in Grey Colour suitable for CSTSB4/N4 Terminal Block	50
	CA514/2-2	Insulated Removable Shorting Link available in 2 Pole	100
	CA514/2-3	Insulated Removable Shorting Link available in 3 Pole	50
	CA514/2-4	Insulated Removable Shorting Link available in 4 Pole	50
	CA514/4-2	Ring Type Shorting link 2 Pole	100
	CA514/4-3	Ring Type Shorting link 2 Pole	50
	CA514/4-4	Ring Type Shorting link 2 Pole	50
	CA512/2-2	Removable Shorting Link available in 2 Pole	100
	CA512/2-3	Removable Shorting Link available in 3 Pole	50
	CA512/2-4	Removable Shorting Link available in 4 Pole	50

CSTSB4/N4


connectwell
 THE RIGHT CONNECTION

ACCESSORIES

IMAGES	CAT. NO.	DESCRIPTION	STD. PACK
	CA512/4-2	Insulated Ring Type Shorting link 2 Pole	100
	CA512/4-3	Insulated Ring Type Shorting link 2 Pole	50
	CA512/4-4	Insulated Ring Type Shorting link 2 Pole	50
	CA509/K2B4	Blank Marking Tag	100
	CSTSPC1-5	Protective cover is available in 100 mm Length	10
	CSTSPC1-6	Protective cover is available in 200 mm Length	10
	CSTSPC1-7	Protective cover is available in 300 mm Length	10
	SCS1/5.5	Electricians Screwdriver for slotted screws	10

APPROVALS



RATINGS AS PER STANDARDS

STANDARDS	IEC/EN60947-7-1		
Approvals	CE		
Conductor Cross Section Stranded min.	1.5 mm ²		
Conductor Cross Section Stranded max.	10 mm ²		
Rated Voltage	1000 V		
Rated Current	57 A		
Tightening Torque	1.2 Nm		